

DELTA IMPEX LIMITED

CIN- L51909AS1985PLC002339

KAMAKHYA UMANANDA BHAWAN, 1ST FLOOR,
A.T. Road; Guwahati - 781001
Website: www.deltaimpex.biz
E-mail id: deltainpex1985@gmail.com
Phone- 9954236026, 0361-2545467

To
Head-Listing & Compliance
Metropolitan Stock Exchange of India Ltd. (MSEI)
Vibgyor Tower, 4th floor,
Plot No C 62, G - Block,
Opp. Trident Hotel,
Bandra Kurla Complex,
Bandra (E), Mumbai- 400098, India

12/10/2017

Sub: SUBMISSION OF SHAREHOLDING PATTERN (WITH PAN NO.) FOR QUARTER ENDED 30.09.2017

Please find enclosed to this letter the Shareholding Pattern with PAN no. for quarter ended 30.09.2017:

Kindly record the same in your books.

Thanking You
FOR DELTA IMPEX LIMITED

For DELTA IMPEX LIMITED

Milee Jain

DIRECTOR

MILEE JAIN
(Director)
Din: 00808564
Add: AMIT INVESTMENTS,
KAMAKHYA UMANANDA BHAWAN,
A.T. ROAD,
GUWAHATI, ASSAM 781001

Holding of Specified Securities

Annexure - I

1. Name of Listed Entity: DELTA IMPEX LIMITED

2. Scrip Code/Name of Scrip/Class of Security DELTAIMPEX

3. Share Holding Pattern Filed under: Reg. 31(1)(a)/Reg. 31(1)(b)/Reg. 31(1)(c) 30/09/2017

a. If under 31(1)(b) then indicate the report for Quarter ending 30/09/2017

b. If under 31(1)(c) then indicate date of allotment/texting/issuance

4. Declaration: The Listed entity is required to submit the following declaration to the extent of submission of information:-

Particulars	Yes*	No*
1. Whether the Listed Entity has issued any partly paid up shares?	-	NO
2. Whether the Listed Entity has issued any Convertible Securities or Warrants?	-	NO
3. Whether the Listed Entity has any shares against which depository receipts are issued?	-	NO
4. Whether the Listed Entity has any shares in locked-in?	-	NO
5. Whether any shares held by promoters are pledge or otherwise encumbered?	-	NO

* If the Listed Entity selects the option 'No' for the questions above, the columns for the partly paid up shares, Outstanding Convertible Securities/Warrants, depository receipts, locked-in shares, No of shares pledged or otherwise encumbered by promoters, as applicable, shall not be displayed at the time of dissemination on the Stock Exchange website. Also wherever there is 'No' declared by Listed Entity in above table the values will be considered as 'Zero' by default on submission of the format of holding of specified securities.




Table I - SUMMARY STATEMENT HOLDING OF SPECIFIED SECURITIES

Category (I)	Category of shareholder (II)	No.s of Share holders (III)	No. of fully paid up Share held (IV)	No.s of Partly paid-up equity Share held (V)	No. of shares underlying Depository Receipts (VI)	Total nos. shares held (VII) = (IV)+(V)+(VI)	Shareholding as a % of total shares (calculated as per SCRR, 1957) (VIII)	Number of Voting Rights held in each class of securities (IX)			Total as a % of (A+B+C)	No. of Shares Outstanding (including Warrants) (X)	Shareholding, as a % assuming full conversion of convertible securities (as a % of diluted share capital) (XI) = (VII) + (X) As a % of (A+B+C 2)	Number of Locked in shares (XII)		Number of Shares pledged or otherwise encumbered (XIII)	Number of equity shares held in dematerialized form (XIV)
								Class Equity x	Class Other	Total				No. (a)	As a % of total shares held (b)		
(A)	Promoter & Promoter Group	12	23100	0	0	23100	4.29	23100	0	23100	4.29	0	0.00	0	0.00	0.00	23100
(B)	Public	91	515900	0	0	515900	95.71	515900	0	515900	95.71	0	0.00	0	0.00	NA	364115
(C)	Non Promoter-Non Public	0	0	0	0	0	0.00	0	0	0	0.00	0	0.00	0	0.00	NA	0
(C1)	Shares underlying DRs	0	0	0	0	0	NA	0	0	0	0.00	0	0.00	0	0.00	NA	0
(C2)	Shares held by Employee Trusts	0	0	0	0	0	0.00	0	0	0	0.00	0	0.00	0	0.00	NA	0
	Total	103	539000	0	0	539000	100.00	539000	0	539000	100.00	0	0.00	0	0.00		387215





Table II - STATEMENT SHOWING SHAREHOLDING PATTERN OF THE PROMOTER AND PROMOTER GROUP

Category & Name of the shareholders (i)	PAN (ii)	No of Shares held (iii)	No of fully paid up Shares held (iv)	Partly paid up equity Shares held (v)	No. of shares under Depository Receipts (vi)	Total nos. shares held (vii) = (iv)+(v)+(vi)	Share holding % calculated as per SCRR, 1957 As a % of (A+B+C2) (viii)	Number of Voting Rights held in each class of securities (ix)			Total as a % of (A+B+C) (x)	No. of Outstanding convertible securities (as a % of diluted share capital) (xi) = (vii) + (x)	Shareholding, as a % assuming full conversion of convertible securities (as a % of diluted share capital) (xii) = (vii) + (xi)	Number of Locked in shares (xiii)	Number of Shares pledged or otherwise encumbered (xiv)	Number of equity shares held in dematerialized form (xv)	
								No of Voting Rights	Class Equity x	Class Others y							Total
1 Indian																	
(a) Individuals/Hindu undivided Family																	
MILEE JAIN	ABZPJ6277G	1	22000	0	0	22000	4.08	22000	0	22000	4.08	0	4.08	0	0.00	0	22000
NILESH KUMAR JAIN	AEXPJ9859F	1	100	0	0	100	0.02	100	0	100	0.02	0	0.02	0	0.00	0	100
Total		2	22100	0	0	22100	4.10	22100	0	22100	4.10	0	4.10	0	0.00	0	22100
(b) Central Government/State Government(s)																	
Total		0	0	0	0	0	0.00	0	0	0	0.00	0	0.00	0	0.00	0	0
(c) Financial Institutions/Banks																	
Total		0	0	0	0	0	0.00	0	0	0	0.00	0	0.00	0	0.00	0	0
(d) Any Other(DIRECTORS RELATIVES)																	
MOTILAL RATANLAL CHHABRA (HUF)	AACHM5553Q	1	100	0	0	100	0.02	100	0	100	0.02	0	0.02	0	0.00	0	100



AMIT KUMAR JAIN & SONS (HUF)	AAFHA9089L	1	100	0	0	100	0.02	100	0	100	0.02	0	0.02	0	0.00	0	0.00	0	0.00	100
MANISH JAIN & SONS (HUF)	AAIH0802Q	1	100	0	0	100	0.02	100	0	100	0.02	0	0.02	0	0.00	0	0.00	0	0.00	100
PAYAL JAIN	ABWPJ6920H	1	100	0	0	100	0.02	100	0	100	0.02	0	0.02	0	0.00	0	0.00	0	0.00	100
AMIT KUMAR JAIN	ABWPJ6921G	1	100	0	0	100	0.02	100	0	100	0.02	0	0.02	0	0.00	0	0.00	0	0.00	100
MANISH JAIN	ABWPPJ6922F	1	100	0	0	100	0.02	100	0	100	0.02	0	0.02	0	0.00	0	0.00	0	0.00	100
SUNITA DEVI JAIN	ADCPJ5341C	1	100	0	0	100	0.02	100	0	100	0.02	0	0.02	0	0.00	0	0.00	0	0.00	100
RITESH KUMAR JAIN	AEXPJ9858E	1	100	0	0	100	0.02	100	0	100	0.02	0	0.02	0	0.00	0	0.00	0	0.00	100
MADHURI JAIN	AFCPJ3733L	1	100	0	0	100	0.02	100	0	100	0.02	0	0.02	0	0.00	0	0.00	0	0.00	100
MUNNA DEVI JAIN	AFIPJ7456E	1	100	0	0	100	0.02	100	0	100	0.02	0	0.02	0	0.00	0	0.00	0	0.00	100
Total		10	1000	0	0	1000	0.19	1000	0	1000	0.19	0	0.19	0	0.00	0	0.00	0	0.00	1000
Sub-Total (A)(1)		12	23100	0	0	23100	4.29	23100	0	23100	4.29	0	4.29	0	0.00	0	0.00	0	0.00	23100
2 Foreign																				
(a) Individuals/(Non-Resident Individuals/Foreign Individuals)																				
Total		0	0	0	0	0	0.00	0	0	0	0.00	0	0.00	0	0.00	0	0.00	0	0.00	0
(b) Government																				
Total		0	0	0	0	0	0.00	0	0	0	0.00	0	0.00	0	0.00	0	0.00	0	0.00	0
(c) Institutions																				
Total		0	0	0	0	0	0.00	0	0	0	0.00	0	0.00	0	0.00	0	0.00	0	0.00	0
(d) Foreign Portfolio Investor																				
Total		0	0	0	0	0	0.00	0	0	0	0.00	0	0.00	0	0.00	0	0.00	0	0.00	0
Sub-Total (A)(2)		0	0	0	0	0	0.00	0	0	0	0.00	0	0.00	0	0.00	0	0.00	0	0.00	0
Total		12	23100	0	0	23100	4.29	23100	0	23100	4.29	0	4.29	0	0.00	0	0.00	0	0.00	23100
Shareholding of Promoter and Promoter Group (A) = (A)(1)+(A)(2)																				

Details of Shares which remain unclaimed may be given hear along with details such as number of shareholders, outstanding shares held in demat/unclaimed suspense account, voting rights which are frozen etc.




Table III - STATEMENT SHOWING SHAREHOLDING PATTERN OF THE PUBLIC SHAREHOLDER

Category & Name of the Shareholders (i)	PAN (ii)	No.s of Share held (iii)	No. of fully paid up Share held (iv)	Partly paid-up Share held (v)	No.s of shares under Depository Receipts (vi)	Total nos. shares held (vii)=(iv)+(v)+(vi)	Shareholding % calculated as per SCRR, 1957) As a % of (A+B+C2) (viii)	Number of Voting Rights held in each class of securities (ix)			Total as a % of Total Voting Rights (x)	No. of Shares held (xi)	Total Shareholding, as a % assuming full conversion of convertible securities as a percentage of diluted share capital) (xii)=(vi)+(x)	As a % of (A+B+C2)	Number of Locked in Shares (xiii)	Number of Shares pledged or otherwise encumbered (xiv)	Number of equity shares held in dematerialized form (xv)	
								Class Equity x	Class Other y	Total								
1 Institutions																		
(a) Mutual Funds		0	0	0	0	0	0.00	0	0	0	0.00	0	0.00	0	0.00	NA	NA	0
(b) Venture Capital Funds		0	0	0	0	0	0.00	0	0	0	0.00	0	0.00	0	0.00	NA	NA	0
(c) Alternate Investment Funds		0	0	0	0	0	0.00	0	0	0	0.00	0	0.00	0	0.00	NA	NA	0
(d) Foreign Venture Capital		0	0	0	0	0	0.00	0	0	0	0.00	0	0.00	0	0.00	NA	NA	0
(e) Foreign Portfolio Investors		0	0	0	0	0	0.00	0	0	0	0.00	0	0.00	0	0.00	NA	NA	0
(f) Financial Institution/Banks		0	0	0	0	0	0.00	0	0	0	0.00	0	0.00	0	0.00	NA	NA	0
(g) Insurance Companies		0	0	0	0	0	0.00	0	0	0	0.00	0	0.00	0	0.00	NA	NA	0
(h) Provident Funds/ Pension		0	0	0	0	0	0.00	0	0	0	0.00	0	0.00	0	0.00	NA	NA	0
SUB TOTAL (B)(1)		0	0	0	0	0	0.00	0	0	0	0.00	0	0.00	0	0.00	NA	NA	0
2 Central / State government(s)																		
(a) Central Government/ State Government(s)/President of		0	0	0	0	0	0.00	0	0	0	0.00	0	0.00	0	0.00	NA	NA	0
SUB TOTAL (B)(2)		0	0	0	0	0	0.00	0	0	0	0.00	0	0.00	0	0.00	NA	NA	0



3		Non-institutions																	
(a.1)	Individuals - i. Individual shareholders holding nominal share capital up to Rs. 2 lakhs.	91	515900	0	0	515900	95.71	515900	0	515900	95.71	0	95.71	0	0.00	NA	NA	364115	
	AMIT KUMAR	1	20000	0	0	20000	3.71	20000	0	20000	3.71	0	3.71	0	0.00	NA	NA	20000	
	GINORIA																		
	ANAND KUMAR	1	22000	0	0	22000	4.08	22000	0	22000	4.08	0	4.08	0	0.00	NA	NA	22000	
	KHAITAN																		
	ARVIND SHUKLA	1	22000	0	0	22000	4.08	22000	0	22000	4.08	0	4.08	0	0.00	NA	NA	0	
	GANESH CHANDRA PAUL	1	10100	0	0	10100	1.87	10100	0	10100	1.87	0	1.87	0	0.00	NA	NA	10100	
	HEMLATA JAIN	1	22000	0	0	22000	4.08	22000	0	22000	4.08	0	4.08	0	0.00	NA	NA	0	
	KAILASH CHAND BHATIWARA	1	19300	0	0	19300	3.58	19300	0	19300	3.58	0	3.58	0	0.00	NA	NA	19300	
	KAMLESH KUMAR SINGH	1	22000	0	0	22000	4.08	22000	0	22000	4.08	0	4.08	0	0.00	NA	NA	22000	
	MUKESH KUMAR SWAMI	1	26400	0	0	26400	4.90	26400	0	26400	4.90	0	4.90	0	0.00	NA	NA	0	
	NAGENDRA KR. SINGH	1	19800	0	0	19800	3.67	19800	0	19800	3.67	0	3.67	0	0.00	NA	NA	0	
	PAWAN KUMAR JOSHI (HUF)	1	21985	0	0	21985	4.08	21985	0	21985	4.08	0	4.08	0	0.00	NA	NA	0	
	PRABHA CHOUDHURY	1	24235	0	0	24235	4.50	24235	0	24235	4.50	0	4.50	0	0.00	NA	NA	24235	
	PRABHU DAYAL SHARMA	1	20975	0	0	20975	3.89	20975	0	20975	3.89	0	3.89	0	0.00	NA	NA	20975	
	RAUNAK JAIN	1	22000	0	0	22000	4.08	22000	0	22000	4.08	0	4.08	0	0.00	NA	NA	22000	
	RUKMANI DEVI	1	20825	0	0	20825	3.86	20825	0	20825	3.86	0	3.86	0	0.00	NA	NA	20825	
	BHAJANKA SANGEETA JAIN	1	20580	0	0	20580	3.82	20580	0	20580	3.82	0	3.82	0	0.00	NA	NA	20580	



	SANGITA SHARMA	1	19800	0	0	19800	3.67	19800	0	19800	3.67	0	3.67	0	0.00	NA	NA	0
	SANTOSH KUMAR CHOUDHURY	ABOPC3631N	1	24200	0	0	24200	4.49	24200	0	24200	4.49	0	4.49	0	0.00	NA	NA	24200
	SANTOSH KUMAR SARAOGI	ANIP55713R	1	18600	0	0	18600	3.45	18600	0	18600	3.45	0	3.45	0	0.00	NA	NA	18600
	SHEETAL JAIN	AGQPJ6801J	1	22000	0	0	22000	4.08	22000	0	22000	4.08	0	4.08	0	0.00	NA	NA	22000
	SHIPRA JAIN	AOIPJ6345K	1	22000	0	0	22000	4.08	22000	0	22000	4.08	0	4.08	0	0.00	NA	NA	22000
	SUNITA DEVI MACHIWAL	AGWPM7848L	1	22000	0	0	22000	4.08	22000	0	22000	4.08	0	4.08	0	0.00	NA	NA	22000
	SURENDRA KUMAR YADAV	1	19800	0	0	19800	3.67	19800	0	19800	3.67	0	3.67	0	0.00	NA	NA	0
	VIMAL KUMAR JAIN	ADFPJ9765R	1	22000	0	0	22000	4.08	22000	0	22000	4.08	0	4.08	0	0.00	NA	NA	22000
	HOLDING LESS THAN 1%		68	31300	0	0	31300	5.81	31300	0	31300	5.81	0	5.81	0	0.00	NA	NA	31300
(b)	NBFCs registered with RBI		0	0	0	0	0	0.00		0	0	0.00	0	0.00	0	0.00	NA	NA	0
(c)	Employee Trusts		0	0	0	0	0	0.00		0	0	0.00	0	0.00	0	0.00	NA	NA	0
(d)	Overseas Depositories (holding DRs) (balancing figure)		0	0	0	0	0	0.00		0	0	0.00	0	0.00	0	0.00	NA	NA	0
	SUB TOTAL		91	515900	0	0	515900	95.71	515900	0	515900	95.71	0	95.71	0	0.00	NA	NA	364115
	Total Public Shareholding		91	515900	0	0	515900	95.71	515900	0	515900	95.71	0	95.71	0	0.00	NA	NA	364115
	(B) = (B)(1)+(B)(2)+(B)(3)																		

Details of the shareholders acting as persons in Concert including their Shareholding (No. and %): 0



Table IV - STATEMENT SHOWING SHAREHOLDING PATTERN OF THE NON PROMOTER - NON PUBLIC SHAREHOLDER

Category & Name of the shareholders (i)	PAN (ii)	No. of Share holders (iii)	No. of fully paid up equity Share held (iv)	Partly paid-up equity Share held (v)	No.s of shares underlying Depository Receipts (vi)	Total no. shares held (vii)=(iv)+(v)+(vi)	Share holding % calculated as per SCRR, 1957 As a % of (A+B+C2) (viii)	Number of Voting Rights held in each class of securities (ix)			Total as a % of (A+B+C)	No. of Shares Underlying Outstanding convertible securities (including Warrants) (x)	Total Shareholding, as a % assuming full conversion of convertible securities as a % of diluted share capital) (xi)=(vii)+(x) As a % of (A+B+C2)	Number of Locked in shares (xii)	As a % of total shares held (b)	Number of Shares pledged or otherwise encumbered (xiii)	As a % of total shares held (Not applicable) (b)	Number of equity share held in dematerialized form (xiv)
								No of Voting Rights	Class Equity x	Class Others y								
1 Custodian/DR Holder																		
NIL		0	0	0	0	0	0.00	0	0	0	0.00	0	0.00	0	0.00	NA	NA	0
2 Employee Benefit Trust (under SEBI (Share based Employee Benefit) Regulations, 2014)																		
NIL		0	0	0	0	0	0.00	0	0	0	0.00	0	0.00	0	0.00	NA	NA	0
Total Non Promoter- Non Public Shareholding (C)=(C1)+(C2)		0	0	0	0	0	0.00	0	0	0	0.00	0	0.00	0	0.00	NA	NA	0

