

# DELTA IMPEX LIMITED

CIN- L51909AS1985PLC002339

**KAMAKHYA UMANANDA BHAWAN, 1<sup>ST</sup> FLOOR,**  
A.T. Road; Guwahati - 781001  
Website: [www.deltaimpex.biz](http://www.deltaimpex.biz)  
E-mail id: [deltaimpex1985@gmail.com](mailto:deltaimpex1985@gmail.com)  
Phone- 9954236026, 0361-2545467

To  
Head-Listing & Compliance  
**Metropolitan Stock Exchange of India Ltd. (MSEI)**  
Vibgyor Tower, 4<sup>th</sup> floor,  
Plot No C 62, G - Block,  
Opp. Trident Hotel,  
Bandra Kurla Complex,  
Bandra (E), Mumbai- 400098, India

14/07/2017

**Sub: SUBMISSION OF SHAREHOLDING PATTERN (WITHOUT PAN NO.) FOR  
QUARTER ENDED 30.06.2017**

Please find enclosed to this letter the Shareholding Pattern without PAN no. for quarter ended 30.06.2017:

Kindly record the same in your books.

Thanking You  
FOR DELTA IMPEX LIMITED

For DELTA IMPEX LIMITED

*Milee Jain*

**DIRECTOR**

MILEE JAIN  
(Director)  
Din: 00808564  
Add: AMIT INVESTMENTS,  
KAMAKHYA UMANANDA BHAWAN,  
A.T. ROAD,  
GUWAHATI, ASSAM 781001

# DELTA IMPEX LIMITED

CIN- L51909AS1985PLC002339

KAMAKHYA UMANANDA BHAWAN, 1<sup>ST</sup> FLOOR,  
A.T. Road; Guwahati - 781001  
Website: www.deltaimpex.biz  
E-mail id: deltainpex1985@gmail.com  
Phone- 9954236026, 0361-2545467

To  
Head-Listing & Compliance  
Metropolitan Stock Exchange of India Ltd. (MSEI)  
Vibgyor Tower, 4<sup>th</sup> floor,  
Plot No C 62, G - Block,  
Opp. Trident Hotel,  
Bandra Kurla Complex,  
Bandra (E), Mumbai- 400098, India

14/07/2017

**Sub: FILING OF SHAREHOLDING PATTERN IN WEB BASED MODULE FOR QUARTER ENDED 30.06.2017**

Please find attached to this letter the Shareholding Pattern to be filed in web based module for quarter ended 30.06.2017.

Kindly record the same in your books.

Thanking You  
FOR DELTA IMPEX LIMITED

For DELTA IMPEX LIMITED

*Milee Jain*  
DIRECTOR

MILEE JAIN  
(Director)  
Din: 00808564  
Add: AMIT INVESTMENTS,  
KAMAKHYA UMANANDA BHAWAN,  
A.T. ROAD,  
GUWAHATI, ASSAM 781001


# Holding of Specified Securities

## Annexure - I

1. Name of Listed Entity:	DELTA IMPEX LIMITED		
2. Scrip Code/Name of Scrip/Class of Security	DELTAIMPEX		
3. Share Holding Pattern Filed under: Reg. 31(1)(a)/Reg. 31(1)(b)/Reg. 31(1)(c)			
a. If under 31(1)(b) then indicate the report for Quarter ending	30/06/2017		
b. If under 31(1)(c) then indicate date of allotment/extinguishment			
4. Declaration: The Listed entity is required to submit the following declaration to the extent of submission of information:-			


	Particulars	Yes*	No*
1	Whether the Listed Entity has issued any partly paid up shares?	-	NO
2	Whether the Listed Entity has issued any Convertible Securities or Warrants?	-	NO
3	Whether the Listed Entity has any shares against which depository receipts are issued?	-	NO
4	Whether the Listed Entity has any shares in locked-in?	-	NO
5	Whether any shares held by promoters are pledge or otherwise encumbered?	-	NO

\* If the Listed Entity selects the option 'No' for the questions above, the columns for the partly paid up shares, Outstanding Convertible Securities/Warrants, depository receipts, locked-in shares, No of shares pledged or otherwise encumbered by promoters, as applicable, shall not be displayed at the time of dissemination on the Stock Exchange website. Also wherever there is 'No' declared by Listed Entity in above table the values will be considered as 'Zero' by default on submission of the format of holding of specified securities.



**Table I - SUMMARY STATEMENT HOLDING OF SPECIFIED SECURITIES**

Category (I)	Category of shareholder (II)	No.s of Share holders (III)	No. of fully paid up equity Share held (IV)	No.s of Partly paid-up equity Share held (V)	No. of shares underlying Depository Receipts (VI)	Total nos. shares held (VII)= (IV)+(V)+(VI)	Shareholding as a % of total no. of shares (calculated as per SCRR, 1957) (VIII) As a % of (A+B+C2)	Number of Voting Rights held in each class of securities (IX)			No. of Shares Underlying Outstanding convertible securities (including Warrants) (X)	Shareholding, as a % assuming full conversion of convertible securities (as a % of diluted share capital) (XI)=(VII)+(X) As a % of (A+B+C2)	Number of Locked in shares (XII)		Number of Shares pledged or otherwise encumbered (XIII)		Number of equity shares held in dematerialized form (XIV)	
								No of Voting Rights					Total as a % of (A+B+C)	No. (a)	As a % of total shares held (b)	No. (a)		As a % of total shares held (b)
								Class Equity x	Classes Other y	Total								
(A)	Promoter & Promoter Group	12	23100	0	0	23100	4.29	23100	0	23100	4.29	0	4.29	0	0.00	0	0.00	23100
(B)	Public	91	515900	0	0	515900	95.71	515900	0	515900	95.71	0	95.71	0	0.00	NA	NA	364115
(C)	Non Promoter-Non Public	0	0	0	0	0	0.00	0	0	0	0.00	0	0.00	0	0.00	NA	NA	0
(C1)	Shares underlying DRs	0	0	0	0	0	NA	0	0	0	0.00	0	0.00	0	0.00	NA	NA	0
(C2)	Shares held by Employee Trusts	0	0	0	0	0	0.00	0	0	0	0.00	0	0.00	0	0.00	NA	NA	0
	<b>Total</b>	<b>103</b>	<b>539000</b>	<b>0</b>	<b>0</b>	<b>539000</b>	<b>100.00</b>	<b>539000</b>	<b>0</b>	<b>539000</b>	<b>100.00</b>	<b>0</b>	<b>100.00</b>	<b>0</b>	<b>0.00</b>			<b>387215</b>




**Table II - STATEMENT SHOWING SHAREHOLDING PATTERN OF THE PROMOTER AND PROMOTER GROUP**

1	Category & Name of the shareholders (I)	PAN (II)	No of Share holders (III)	No of fully paid up equity Shares held (IV)	Partly paid-up equity Share held (V)	No. of shares under lying Depository Receipts (VI)	Total nos. shares held (VII)= (IV)+(V)+(VI)	Share holding % calculated as per SCRR, 1957 As a % of (A+B+C2) (VIII)	Number of Voting Rights held in each class of securities (IX)			No. of Shares Underlying Outstanding convertible securities (including Warrants) (X)	Shareholding, as a % assuming full conversion of convertible securities (as a % of diluted share capital) (XI)=(VII)+(X) As a % of (A+B+C2)	Number of Locked in shares (XII)		Number of Shares pledged or otherwise encumbered (XIII)		Number of equity shares held in dematerialized form (XIV)	
									No of Voting Rights					Total as a % of (A+B+C)	No. (a)	As a % of total shares held (b)	No. (a)		As a % of total shares held (b)
									Class Equity x	Class Others y	Total								
1	Indian																		
(a)	Individuals/Hindu undivided Family																		
	MILEE JAIN		1	22000	0	0	22000	4.08	22000	0	22000	4.08	0	4.08	0	0.00	0	0.00	22000
	NILESH KUMAR JAIN		1	100	0	0	100	0.02	100	0	100	0.02	0	0.02	0	0.00	0	0.00	100
	Total		2	22100	0	0	22100	4.10	22100	0	22100	4.10	0	4.10	0	0.00	0	0.00	22100
(b)	Central Government/State Government(s)																		
			0	0	0	0	0	0.00	0	0	0	0.00	0	0.00	0	0.00	0	0.00	0
	Total		0	0	0	0	0	0.00	0	0	0	0.00	0	0.00	0	0.00	0	0.00	0
(c)	Financial Institutions/Banks																		
			0	0	0	0	0	0.00	0	0	0	0.00	0	0.00	0	0.00	0	0.00	0
	Total		0	0	0	0	0	0.00	0	0	0	0.00	0	0.00	0	0.00	0	0.00	0
(d)	Any Other(DIRECTORS RELATIVES)																		
	MOTILAL RATANLAL CHHABRA (HUF)		1	100	0	0	100	0.02	100	0	100	0.02	0	0.02	0	0.00	0	0.00	100
	AMIT KUMAR JAIN & SONS (HUF)		1	100	0	0	100	0.02	100	0	100	0.02	0	0.02	0	0.00	0	0.00	100



	MANISH JAIN & SONS (HUF)		1	100	0	0	100	0.02	100	0	100	0.02	0	0.02	0	0.00	0	0.00	100
	PAYAL JAIN		1	100	0	0	100	0.02	100	0	100	0.02	0	0.02	0	0.00	0	0.00	100
	AMIT KUMAR JAIN		1	100	0	0	100	0.02	100	0	100	0.02	0	0.02	0	0.00	0	0.00	100
	MANISH JAIN		1	100	0	0	100	0.02	100	0	100	0.02	0	0.02	0	0.00	0	0.00	100
	SUNITA DEVI JAIN		1	100	0	0	100	0.02	100	0	100	0.02	0	0.02	0	0.00	0	0.00	100
	RITESH KUMAR JAIN		1	100	0	0	100	0.02	100	0	100	0.02	0	0.02	0	0.00	0	0.00	100
	MADHURI JAIN		1	100	0	0	100	0.02	100	0	100	0.02	0	0.02	0	0.00	0	0.00	100
	MUNNA DEVI JAIN		1	100	0	0	100	0.02	100	0	100	0.02	0	0.02	0	0.00	0	0.00	100
	Total		10	1000	0	0	1000	0.19	1000	0	1000	0.19	0	0.19	0	0.00	0	0.00	1000
	Sub-Total (A)(1)		12	23100	0	0	23100	4.29	23100	0	23100	4.29	0	4.29	0	0.00	0	0.00	23100
<b>2</b>	<b>Foreign</b>																		
	(a) Individuals(Non-Resident Individuals/Foreign Individuals)																		
			0	0	0	0	0	0.00	0	0	0	0.00	0	0.00	0	0.00	0	0.00	0
	Total		0	0	0	0	0	0.00	0	0	0	0.00	0	0.00	0	0.00	0	0.00	0
	(b) Government																		
			0	0	0	0	0	0.00	0	0	0	0.00	0	0.00	0	0.00	0	0.00	0
	Total		0	0	0	0	0	0.00	0	0	0	0.00	0	0.00	0	0.00	0	0.00	0
	(c) Institutions																		
			0	0	0	0	0	0.00	0	0	0	0.00	0	0.00	0	0.00	0	0.00	0
	Total		0	0	0	0	0	0.00	0	0	0	0.00	0	0.00	0	0.00	0	0.00	0
	(d) Foreign Portfolio Investor																		
			0	0	0	0	0	0.00	0	0	0	0.00	0	0.00	0	0.00	0	0.00	0
	Total		0	0	0	0	0	0.00	0	0	0	0.00	0	0.00	0	0.00	0	0.00	0
	Sub-Total (A)(2)		0	0	0	0	0	0.00	0	0	0	0.00	0	0.00	0	0.00	0	0.00	0
	Total Shareholding of Promoter and Promoter Group		12	23100	0	0	23100	4.29	23100	0	23100	4.29	0	4.29	0	0.00	0	0.00	23100
	(A) = (A)(1)+(A)(2)																		
Details of Shares which remain unclaimed may be given hear along with details such as number of shareholders, outstanding shares held in demat/unclaimed suspense account, voting rights which are frozen etc.																			



**Table III - STATEMENT SHOWING SHAREHOLDING PATTERN OF THE PUBLIC SHAREHOLDER**

1	Category & Name of the shareholders (I)	PAN (II)	No.s of Share holders (III)	No. of fully paid up equity Share held (IV)	Partly paid-up equity Share held (V)	No.s of shares underlying Depository Receipts (VI)	Total nos. shares held (VII)= (IV)+(V)+(VI)	Shareholding % calculated as per SCRR, 1957 As a % of (A+B+C2) (VIII)	Number of Voting Rights held in each class of securities (IX)			No. of Shares Underlying Outstanding convertible securities (including Warrants) (X)	Total Shareholding, as a % assuming full conversion of convertible securities as a percentage of diluted share capital (XI)=(VII)+(X) As a % of (A+B+C2)	Number of Locked in shares (XII)		Number of Shares pledged or otherwise encumbered (XIII)		Number of equity shares held in dematerialized form (XIV)	
									No of Voting Rights					Total as a % of Total Voting Rights	No. (a)	As a % of total shares held (b)	No. (Not applicable) (a)		As a % of total shares held (b)
									Class Equity x	Class Others y	Total								
<b>1</b>	<b>Institutions</b>																		
(a)	Mutual Funds		0	0	0	0	0	0.00	0	0	0	0.00	0	0.00	0	0.00	NA	NA	0
(b)	Venture Capital Funds		0	0	0	0	0	0.00	0	0	0	0.00	0	0.00	0	0.00	NA	NA	0
(c)	Alternate Investment Funds		0	0	0	0	0	0.00	0	0	0	0.00	0	0.00	0	0.00	NA	NA	0
(d)	Foreign Venture Capital		0	0	0	0	0	0.00	0	0	0	0.00	0	0.00	0	0.00	NA	NA	0
(e)	Foreign Portfolio Investors		0	0	0	0	0	0.00	0	0	0	0.00	0	0.00	0	0.00	NA	NA	0
(f)	Financial Institution/Banks		0	0	0	0	0	0.00	0	0	0	0.00	0	0.00	0	0.00	NA	NA	0
(g)	Insurance Companies		0	0	0	0	0	0.00	0	0	0	0.00	0	0.00	0	0.00	NA	NA	0
(h)	Provident Funds/ Pension Funds		0	0	0	0	0	0.00	0	0	0	0.00	0	0.00	0	0.00	NA	NA	0
	<b>SUB TOTAL (B)(1)</b>		<b>0</b>	<b>0</b>	<b>0</b>	<b>0</b>	<b>0</b>	<b>0.00</b>	<b>0</b>	<b>0</b>	<b>0</b>	<b>0.00</b>	<b>0</b>	<b>0.00</b>	<b>0</b>	<b>0.00</b>	<b>NA</b>	<b>NA</b>	<b>0</b>
<b>2</b>	<b>Central / State government(s)</b>																		
(a)	Central Government/ State Government(s)/President of India		0	0	0	0	0	0.00	0	0	0	0.00	0	0.00	0	0.00	NA	NA	0
	<b>SUB TOTAL (B)(2)</b>		<b>0</b>	<b>0</b>	<b>0</b>	<b>0</b>	<b>0</b>	<b>0.00</b>	<b>0</b>	<b>0</b>	<b>0</b>	<b>0.00</b>	<b>0</b>	<b>0.00</b>	<b>0</b>	<b>0.00</b>	<b>NA</b>	<b>NA</b>	<b>0</b>
<b>3</b>	<b>Non-institutions</b>																		
(a.1)	Individuals - i. Individual shareholders holding nominal share capital up to Rs. 2 lakhs.		91	515900	0	0	515900	95.71	515900	0	515900	95.71	0	95.71	0	0.00	NA	NA	364115
	AMIT KUMAR GINORIA		1	20000	0	0	20000	3.71	20000	0	20000	3.71	0	3.71	0	0.00	NA	NA	20000



	ANAND KUMAR KHAITAN		1	22000	0	0	22000	4.08	22000	0	22000	4.08	0	4.08	0	0.00	NA	NA	22000
	ARVIND SHUKLA		1	22000	0	0	22000	4.08	22000	0	22000	4.08	0	4.08	0	0.00	NA	NA	0
	GANESH CHANDRA PAUL		1	10100	0	0	10100	1.87	10100	0	10100	1.87	0	1.87	0	0.00	NA	NA	10100
	HEMLATA JAIN		1	22000	0	0	22000	4.08	22000	0	22000	4.08	0	4.08	0	0.00	NA	NA	0
	KAILASH CHAND BHATIWARA		1	19300	0	0	19300	3.58	19300	0	19300	3.58	0	3.58	0	0.00	NA	NA	19300
	KAMLESH KUMAR SINGH		1	22000	0	0	22000	4.08	22000	0	22000	4.08	0	4.08	0	0.00	NA	NA	22000
	MUKESH KUMAR SWAMI		1	26400	0	0	26400	4.90	26400	0	26400	4.90	0	4.90	0	0.00	NA	NA	0
	NAGENDRA KR. SINGH		1	19800	0	0	19800	3.67	19800	0	19800	3.67	0	3.67	0	0.00	NA	NA	0
	PAWAN KUMAR JOSHI (HUF)		1	21985	0	0	21985	4.08	21985	0	21985	4.08	0	4.08	0	0.00	NA	NA	0
	PRABHA CHOUDHURY		1	24235	0	0	24235	4.50	24235	0	24235	4.50	0	4.50	0	0.00	NA	NA	24235
	PRABHU DAYAL SHARMA		1	20975	0	0	20975	3.89	20975	0	20975	3.89	0	3.89	0	0.00	NA	NA	20975
	RAUNAK JAIN		1	22000	0	0	22000	4.08	22000	0	22000	4.08	0	4.08	0	0.00	NA	NA	22000
	RUKMANI DEVI BHAJANKA		1	20825	0	0	20825	3.86	20825	0	20825	3.86	0	3.86	0	0.00	NA	NA	20825
	SANGEETA JAIN		1	20580	0	0	20580	3.82	20580	0	20580	3.82	0	3.82	0	0.00	NA	NA	20580
	SANGITA SHARMA		1	19800	0	0	19800	3.67	19800	0	19800	3.67	0	3.67	0	0.00	NA	NA	0
	SANTOSH KUMAR CHOUDHURY		1	24200	0	0	24200	4.49	24200	0	24200	4.49	0	4.49	0	0.00	NA	NA	24200
	SANTOSH KUMAR SARAOGI		1	18600	0	0	18600	3.45	18600	0	18600	3.45	0	3.45	0	0.00	NA	NA	18600
	SHEETAL JAIN		1	22000	0	0	22000	4.08	22000	0	22000	4.08	0	4.08	0	0.00	NA	NA	22000
	SHIPRA JAIN		1	22000	0	0	22000	4.08	22000	0	22000	4.08	0	4.08	0	0.00	NA	NA	22000
	SUNITA DEVI MACHIWAL		1	22000	0	0	22000	4.08	22000	0	22000	4.08	0	4.08	0	0.00	NA	NA	22000
	SURENDRA KUMAR YADAV		1	19800	0	0	19800	3.67	19800	0	19800	3.67	0	3.67	0	0.00	NA	NA	0
	VIMAL KUMAR JAIN		1	22000	0	0	22000	4.08	22000	0	22000	4.08	0	4.08	0	0.00	NA	NA	22000
	HOLDING LESS THAN 1%		68	31300	0	0	31300	5.81	31300	0	31300	5.81	0	5.81	0	0.00	NA	NA	31300
(b)	NBFCs registered with RBI		0	0	0	0	0	0.00	0	0	0	0.00	0	0.00	0	0.00	NA	NA	0
(c)	Employee Trusts		0	0	0	0	0	0.00	0	0	0	0.00	0	0.00	0	0.00	NA	NA	0
(d)	Overseas Depositories (holding DRs) (balancing figure)		0	0	0	0	0	0.00	0	0	0	0.00	0	0.00	0	0.00	NA	NA	0
	SUB TOTAL (B)(3)		91	515900	0	0	515900	95.71	515900	0	515900	95.71	0	95.71	0	0.00	NA	NA	364115
	Total Public Shareholding		91	515900	0	0	515900	95.71	515900	0	515900	95.71	0	95.71	0	0.00	NA	NA	364115
	(B) = (B)(1)+(B)(2)+(B)(3)																		

Details of the shareholders acting as persons in Concert including their Shareholding (No. and %): 0






Table IV - STATEMENT SHOWING SHAREHOLDING PATTERN OF THE NON PROMOTER - NON PUBLIC SHAREHOLDER

Category & Name of the shareholders (I)	PAN (II)	No. of Shareholders (III)	No. of fully paid up equity Share held (IV)	Partly paid-up equity Share held (V)	No.s of shares underlying Depository Receipts (VI)	Total no. shares held (VII)= (IV)+(V)+(VI)	Share holding % calculated as per SCRR, 1957) As a % of (A+B+C2) (VIII)	Number of Voting Rights held in each class of securities (IX)			No. of Shares Underlying Outstanding convertible securities (including Warrants) (X)	Total Shareholding, as a % assuming full conversion of convertible securities (as a % of diluted share capital) (XI)=(VII)+(X) As a % of (A+B+C2)	Number of Locked in shares (XII)		Number of Shares pledged or otherwise encumbered (XIII)		Number of equity shares held in dematerialized form (XIV)	
								No of Voting Rights					Total as a % of (A+B+C)	No. (a)	As a % of total shares held (b)	No. (Not applicable) (a)		As a % of total shares held (Not applicable) (b)
								Class Equity x	Class Others y	Total								
<b>1 Custodian/DR Holder</b>																		
NIL		0	0	0	0	0	0.00	0	0	0	0.00	0	0.00	0	0.00	NA	NA	0
<b>2 Employee Benefit Trust (under SEBI (Share based Employee Benefit) Regulations, 2014)</b>																		
NIL		0	0	0	0	0	0.00	0	0	0	0.00	0	0.00	0	0.00	NA	NA	0
<b>Total Non Promoter-Non Public Shareholding (C)=(C)(1)+(C)(2)</b>		0	0	0	0	0	0.00	0	0	0	0.00	0	0.00	0	0.00	NA	NA	0

