



Statement Showing Shareholding Pattern

Name of the Company : DELTA IMPEX LIMITED
Scrip Code : --- Quarter Ended : 30/06/2015

Category code	Category of Shareholder	Number of Shareholders	Total number of shares	Number of shares held in dematerialized form	Total shareholding as a		Shares Pledged or otherwise	
					As a percentage of(A+B) ¹	As a percentage of (A+B+C)	Number of shares	As a percentage
(A)	Shareholding of Promoter and Promoter Group²							
1	Indian							
(a)	Individuals/ Hindu Undivided Family	12	23100	23100	4.29	4.29	0	0
(b)	Central Government/ State Government(s)	0	0	0	0.00	0.00	0	0
(c)	Bodies Corporate	0	0	0	0.00	0.00	0	0
(d)	Financial Institutions/ Banks	0	0	0	0.00	0.00	0	0
(e)	Any Others(Specify)	0	0	0	0.00	0.00	0	0
	Sub Total(A)(1)	12	23100	23100	4.29	4.29	0	0
2	Foreign							
a	Individuals (Non-Residents Individuals/ Foreign Individuals)	0	0	0	0.00	0.00	0	0
b	Bodies Corporate	0	0	0	0.00	0.00	0	0
c	Institutions	0	0	0	0.00	0.00	0	0
d	Any Others(Specify)	0	0	0	0.00	0.00	0	0
	Sub Total(A)(2)	0	0	0	0.00	0.00	0	0
	Total Shareholding of Promoter and Promoter Group (A)= (A)(1)+(A)(2)	12	23100	23100	4.29	4.29	0	0
(B)	Public shareholding							
1	Institutions							
(a)	Mutual Funds/ LTI	0	0	0	0.00	0.00	0	0
(b)	Financial Institutions / Banks	0	0	0	0.00	0.00	0	0
(c)	Central Government/ State Government(s)	0	0	0	0.00	0.00	0	0
(d)	Venture Capital Funds	0	0	0	0.00	0.00	0	0
(e)	Insurance Companies	0	0	0	0.00	0.00	0	0
(f)	Foreign Institutional Investors	0	0	0	0.00	0.00	0	0
(g)	Foreign Venture Capital Investors	0	0	0	0.00	0.00	0	0
(h)	Any Other (specify)	0	0	0	0.00	0.00	0	0
	Sub-Total (B)(1)	0	0	0	0.00	0.00	0	0
B 2	Non-institutions							
(a)	Bodies Corporate	0	0	0	0.00	0.00	0	0
(b)	Individuals	0	0	0	0.00	0.00	0	0
I	Individuals -i. Individual shareholders holding nominal share capital up to Rs. 1 lakh	74	138700	79300	25.73	25.73	0	0
II	ii. Individual shareholders holding nominal share capital in excess of Rs. 1 lakh	17	377200	284815	69.98	69.98	0	0
(c)	Any Other (specify)	0	0	0	0.00	0.00	0	0
	Sub-Total (B)(2)	91	515900	364115	95.71	95.71	0	0
(B)	Total Public Shareholding (B)= (B)(1)+(B)(2)	91	515900	364115	95.71	95.71	0	0
	TOTAL (A)+(B)	103	539000	387215	100	100	0	0
(C)	Shares held by Custodians and against which Depository Receipts have been issued							
		0	0	0	0.00	0.00	0	0
	GRAND TOTAL (A)+(B)+(C)	103	539000	387215	100	100	0	0




S.No.	NOTES
1	
2	
3	
4	
5	




(I)(b) Statement showing Shareholding of persons belonging to the category
“Promoter and Promoter Group”

Sr. No.	Name of the shareholder	Total shares held		Shares pledged or otherwise encumbered	
		Number of shares	As a % of grand total (A)+(B)+(C)	Number	As a percentage
1	MILEE JAIN	22000	4.081	0	0.00
2	NILESH KUMAR JAIN	100	0.018	0	0.00
3	MOTILAL RATANLAL CHHABRA	100	0.018	0	0.00
4	MANISH JAIN & SONS (HUF)	100	0.018	0	0.00
5	AMIT KUMAR JAIN & SONS (HUF)	100	0.018	0	0.00
6	MUNNA DEVI JAIN	100	0.018	0	0.00
7	RITESH KUMAR JAIN	100	0.018	0	0.00
8	AMIT KUMAR JAIN	100	0.018	0	0.00
9	MANISH JAIN	100	0.018	0	0.00
10	SUNITA DEVI JAIN	100	0.018	0	0.00
11	PAYAL JAIN	100	0.018	0	0.00
12	MADHURI JAIN	100	0.018	0	0.00
	TOTAL	23100	4.29	0	0.00



(I)(c) Statement showing Shareholding of persons belonging to the category "Public" and holding more than 1% of the total number of shares

Sr. No.	Name of the shareholder	Number of shares	Shares as a percentage of total number of shares {i.e., Grand Total (A)+(B)+(C) indicated in Statement at para (I)(a) above}
1	MUKESH KUMAR SWAMI	26400	4.90
2	PRABHA CHOUDHURY	24235	4.50
3	SANTOSH KUMAR CHOUDHURY	24200	4.49
4	KAMLESH KUMAR SINGH	22000	4.08
5	SHIPRA JAIN	22000	4.08
6	RAUNAK JAIN	22000	4.08
7	SHEETAL JAIN	22000	4.08
8	VIMAL KUMAR JAIN	22000	4.08
9	SUNITA DEVI MACHIWAL	22000	4.08
10	HEMLATA JAIN	22000	4.08
11	ANAND KUMAR KHAITAN	22000	4.08
12	ARVIND SHUKLA	22000	4.08
13	PAWAN KUMAR JOSHI (HUF)	21985	4.08
14	PRABHU DAYAL SHARMA	20975	3.89
15	RUKMANI DEVI BHAJANKA	20825	3.86
16	SANGEETA JAIN	20580	3.82
17	AMIT KUMAR GINORIA	20000	3.71
18	SANGITA SHARMA	19800	3.67
19	KAILASH CHAND BHATIWARA	19300	3.58
20	SURENDRA KUMAR YADAV	19800	3.67
21	NAGENDRA KR. SINGH	19800	3.67
22	SANTOSH KUMAR SARAOGI	18600	3.45
23	GANESH CHANDRA PAUL	10100	1.87
TOTAL		484600	89.91



(I)(d) Statement showing details of locked-in shares

Sr. No.	Name of the shareholder	Number of locked-in shares	Locked-in shares as a percentage of total number of shares {i.e., Grand Total (A)+(B)+(C) indicated in Statement at para (I)(a) above}
1	NIL	NIL	NIL
2			
TOTAL			



(II)(b) Statement showing Holding of Depository Receipts (DRs), where underlying shares are in excess of 1% of the total number of shares

Sr. No.	Name of the DR Holder	Type of outstanding DR (ADRs, GDRs, SDRs, etc.)	Number of shares underlying outstanding DRs	Shares underlying outstanding DRs as a percentage of total number of shares {i.e., Grand Total (A)+(B)+(C) indicated in Statement at para (I)(a) above}
1	NIL	NIL	NIL	NIL
2				
3				
4				
5				
6				
7				
8				
9				
TOTAL				

