

# DELTA IMPEX LIMITED

CIN- L51909AS1985PLC002339

KAMAKHYA UMANANDA BHAWAN, 1<sup>ST</sup> FLOOR,  
A.T. Road; Guwahati - 781001  
Website: www.deltaimpex.biz  
E-mail id: deltainpex1985@gmail.com  
Phone- 9954236026, 0361-2545467

To  
Head-Listing & Compliance  
Metrapolitan Stock Exchange of India Ltd. (MSEI)  
Vibgyor Tower, 4<sup>th</sup> floor,  
Plot No C 62, G - Block,  
Opp. Trident Hotel,  
Bandra Kurla Complex,  
Bandra (E), Mumbai- 400098, India

21/10/2016

**Sub: Submission of Shareholding pattern for Quarter ended 30.09.2016**

Please find enclosed to this letter the Shareholding Pattern for quarter ended 30.09.2016:

Kindly record the same in your books.

Thanking You  
FOR DELTA IMPEX LIMITED

~~For DELTA IMPEX LIMITED~~

Milee Jain

**DIRECTOR**

MILEE JAIN  
(Director)  
Din: 00808564  
Add: AMIT INVESTMENTS,  
KAMAKHYA UMANANDA BHAWAN,  
A.T. ROAD,  
GUWAHATI, ASSAM 781001

# Holding of Specified Securities

## Annexure - I

1. Name of Listed Entity:	DELTA IMPEX LIMITED		
2. Scrip Code/Name of Scrip/Class of Security	DELTAIMPEX		
3. Share Holding Pattern Filed under: Reg. 31(1)(a)/Reg. 31(1)(b)/Reg.31(1)(c)			
a. If under 31(1)(b) then indicate the report for Quarter ending	30/09/2016		
b. If under 31(1)(c) then indicate date of allotment/extinguishment			
4. Declaration: The Listed entity is required to submit the following declaration to the extent of submission of information:-			

	Particulars	Yes*	No*
1	Whether the Listed Entity has issued any partly paid up shares?	-	NO
2	Whether the Listed Entity has issued any Convertible Securities or Warrants?	-	NO
3	Whether the Listed Entity has any shares against which depository receipts are issued?	-	NO
4	Whether the Listed Entity has any shares in locked-in?	-	NO
5	Whether any shares held by promoters are pledge or otherwise encumbered?	-	NO

\* If the Listed Entity selects the option 'No' for the questions above, the columns for the partly paid up shares, Outstanding Convertible Securities/Warrants, depository receipts, locked-in shares, No of shares pledged or otherwise encumbered by promoters, as applicable, shall not be displayed at the time of dissemination on the Stock Exchange website. Also wherever there is 'No' declared by Listed Entity in above table the values will be considered as 'Zero' by default on submission of the format of holding of specified securities.




Table I - SUMMARY STATEMENT HOLDING OF SPECIFIED SECURITIES

Category (I)	Category of shareholder (II)	No.s of Shareholders (III)	No. of fully paid up equity Share held (IV)	No.s of Partly paid-up equity Share held (V)	No. of shares underlying Depository Receipts (VI)	Total nos. shares held (VII) = (IV)+(V)+(VI)	Shareholding as a % of total no. of shares (calculated as per SCRR, 1957) (VIII) As a % of (A+B+C2)	Number of Voting Rights held in each class of securities (IX)			No. of Shares Underlying Outstanding convertible securities (including Warrants) (X)	Shareholding, as a % assuming full conversion of convertible securities (as a % of diluted share capital) (XI) = (VII) + (X) As a % of (A+B+C2)	Number of Locked in Shares (XII)		Number of Shares pledged or otherwise encumbered (XIII)		Number of equity shares held in dematerialized form (XIV)	
								No of Voting Rights					Total as a % of (A+B+C)	No. of total shares held (a)	As a % of total shares held (b)	No. (a)		As a % of total shares held (b)
								Class Equity x	Class Others y	Total								
(A)	Promoter & Promoter Group	12	23100	0	0	23100	4.28571	23100	0	23100	4.2857	0	4.2857	0	0.0000	0	0.0000	23100
(B)	Public	91	515900	0	0	515900	95.7143	515900	0	515900	95.7143	0	95.7143	0	0.0000	NA	NA	364115
(C)	Non Promoter-Non Public	0	0	0	0	0	0	0	0	0	0.0000	0	0.0000	0	0.0000	NA	NA	0
(C1)	Shares underlying DRs	0	0	0	0	0	NA	0	0	0	0.0000	0	0.0000	0	0.0000	NA	NA	0
(C2)	Shares held by Employee Trusts	0	0	0	0	0	0	0	0	0	0.0000	0	0.0000	0	0.0000	NA	NA	0
	<b>Total</b>	<b>103</b>	<b>539000</b>	<b>0</b>	<b>0</b>	<b>539000</b>	<b>100</b>	<b>539000</b>	<b>0</b>	<b>539000</b>	<b>100.0000</b>	<b>0</b>	<b>100.0000</b>	<b>0</b>	<b>0.0000</b>	<b>0</b>	<b>0</b>	<b>387215</b>



**Table II - STATEMENT SHOWING SHAREHOLDING PATTERN OF THE PROMOTER AND PROMOTER GROUP**

Category & Name of the shareholders (I)	PAN (II)	No of Share holders (III)	No of fully paid up equity Shares held (IV)	Partly paid-up equity Share held (V)	No. of shares underlying Depository Receipts (VI)	Total nos. shares held (VII)= (IV)+(V)+(VI)	Shareholding % calculated as per SCRR, 1957 As a % of (A+B+C2) (VIII)	Number of Voting Rights held in each class of securities (IX)			No. of Shares Underlying Outstanding convertible securities (including Warrants) (X)	Shareholding, as a % assuming full conversion of convertible securities (as a % of diluted share capital) (XI)=(VII)+(X) As a % of (A+B+C2)	Number of Locked in shares (XII)		Number of Shares pledged or otherwise encumbered (XIII)		Number of equity shares held in dematerialized form (XIV)		
								No of Voting Rights		Total as a % of (A+B+C)			No. (a)	As a % of total shares held (b)	No. (a)	As a % of total shares held (b)			
								Class Equity	Class Others									Total	
								x	y										
<b>1</b>	<b>Indian</b>																		
<b>(a)</b>	<b>Individuals/Hindu undivided Family</b>																		
	MILEE JAIN	ABZPJ6277G	1	22000	0	0	22000	4.0816	22000	0	22000	4.0816	0	4.0816	0	0.0000	0	0.0000	22000
	NILESH KUMAR JAIN	AEXPJ9859F	1	100	0	0	100	0.0186	100	0	100	0.0186	0	0.0186	0	0.0000	0	0.0000	100
	<b>Total</b>		<b>2</b>	<b>22100</b>	<b>0</b>	<b>0</b>	<b>22100</b>	<b>4.1002</b>	<b>22100</b>	<b>0</b>	<b>22100</b>	<b>4.1002</b>	<b>0</b>	<b>4.1002</b>	<b>0</b>	<b>0.0000</b>	<b>0</b>	<b>0.0000</b>	<b>22100</b>
<b>(b)</b>	<b>Central Government/State Government(s)</b>																		
			0	0	0	0	0	0.0000	0	0	0	0.0000	0	0.0000	0	0.0000	0	0.0000	0
	<b>Total</b>		<b>0</b>	<b>0</b>	<b>0</b>	<b>0</b>	<b>0</b>	<b>0.0000</b>	<b>0</b>	<b>0</b>	<b>0</b>	<b>0.0000</b>	<b>0</b>	<b>0.0000</b>	<b>0</b>	<b>0.0000</b>	<b>0</b>	<b>0.0000</b>	<b>0</b>
<b>(c)</b>	<b>Financial Institutions/Banks</b>																		
			0	0	0	0	0	0.0000	0	0	0	0.0000	0	0.0000	0	0.0000	0	0.0000	0
	<b>Total</b>		<b>0</b>	<b>0</b>	<b>0</b>	<b>0</b>	<b>0</b>	<b>0.0000</b>	<b>0</b>	<b>0</b>	<b>0</b>	<b>0.0000</b>	<b>0</b>	<b>0.0000</b>	<b>0</b>	<b>0.0000</b>	<b>0</b>	<b>0.0000</b>	<b>0</b>
<b>(d)</b>	<b>Any Other(DIRECTORS RELATIVES)</b>																		







Table III - STATEMENT SHOWING SHAREHOLDING PATTERN OF THE PUBLIC SHAREHOLDER


Category & Name of the shareholders (I)	PAN (II)	No.s of Share holders (III)	No.s of fully paid up equity Share held (IV)	Partly paid-up equity Share held (V)	No.s of shares underlying Depository Receipts (VI)	Total nos. shares held (VII) = (IV)+(V)+(VI)	Shareholding % calculated as per SCRR, 1957 As a % of (A+B+C2) (VIII)	Number of Voting Rights			No. of Shares Underlying Outstanding convertible securities (including Warrants) (X)	Total Shareholding as a % assuming full conversion of convertible securities (as a percentage of diluted share capital) (XI) = (VII) + (X) As a % of (A+B+C2)	Number of Locked in shares (XII)	Number of Shares pledged or otherwise encumbered (XIII)		Number of equity shares held in dematerialized form (XIV)		
								Class Equity	Class Other	Total				No. (a)	As a % of total shares held (b)		No. (Not applicable) (a)	As a % of total shares held (b)
<b>1 INSTITUTIONS</b>																		
(a) Mutual Funds	NA	0	0	0	0	0	0.0000	0	0	0	0	0.0000	0	NA	NA	0		
(b) Venture Capital Funds	NA	0	0	0	0	0	0.0000	0	0	0	0	0.0000	0	NA	NA	0		
(c) Alternate Investment Funds	NA	0	0	0	0	0	0.0000	0	0	0	0	0.0000	0	NA	NA	0		
(d) Foreign Venture Capital	NA	0	0	0	0	0	0.0000	0	0	0	0	0.0000	0	NA	NA	0		
(e) Foreign Portfolio Investors	NA	0	0	0	0	0	0.0000	0	0	0	0	0.0000	0	NA	NA	0		



(f)	Financial Institution/Banks	NA	0	0	0	0	0	0.0000	0	0	0	0.0000	0	0.0000	0	0.0000	NA	NA	0
(g)	Insurance Companies	NA	0	0	0	0	0	0.0000	0	0	0	0.0000	0	0.0000	0	0.0000	NA	NA	0
(h)	Provident Funds/ Pension Funds	NA	0	0	0	0	0	0.0000	0	0	0	0.0000	0	0.0000	0	0.0000	NA	NA	0
(i)	Any Others	NA	0	0	0	0	0	0.0000	0	0	0	0.0000	0	0.0000	0	0.0000	NA	NA	0
	SUB TOTAL (B)(1)	NA	0	0	0	0	0	0.0000	0	0	0	0.0000	0	0.0000	0	0.0000	NA	NA	0
<b>2</b>	<b>Central / State government(s)</b>																		
(a)	Central Government/ State Government(s)/President of		0	0	0	0	0	0.0000	0	0	0	0.0000	0	0.0000	0	0.0000	NA	NA	0
	SUB TOTAL (B)(2)	NA	0	0	0	0	0	0.0000	0	0	0	0.0000	0	0.0000	0	0.0000	NA	NA	0
<b>3</b>	<b>Non-institutions</b>																		
(a.1)	Individuals - i. Individual shareholders holding nominal share capital up to Rs. 2 lakhs.		91	515900	0	0	515900	95.7143	515900	0	515900	95.7143	0	95.7143	0	0.0000	NA	NA	364115
	SANGITA SHARMA	-----	1	19800	0	0	19800	3.6735	19800	0	19800	3.6735	0	3.6735	0	0.0000	NA	NA	0
	ARVIND SHUKLA	-----	1	22000	0	0	22000	4.0816	22000	0	22000	4.0816	0	4.0816	0	0.0000	NA	NA	0
	PAWAN KUMAR JOSHI (HUF)	-----	1	21985	0	0	21985	4.0788	21985	0	21985	4.0788	0	4.0788	0	0.0000	NA	NA	0
	SURENDRA KUMAR YADAV	-----	1	19800	0	0	19800	3.6735	19800	0	19800	3.6735	0	3.6735	0	0.0000	NA	NA	0
	NAGENDRA KR. SINGH	-----	1	19800	0	0	19800	3.6735	19800	0	19800	3.6735	0	3.6735	0	0.0000	NA	NA	0
	MUKESH KUMAR SWAMI	-----	1	26400	0	0	26400	4.8980	26400	0	26400	4.8980	0	4.8980	0	0.0000	NA	NA	0
	HEMLATA JAIN	-----	1	22000	0	0	22000	4.0816	22000	0	22000	4.0816	0	4.0816	0	0.0000	NA	NA	0




SANTOSH KUMAR CHOUDHURY	ABOPC3631N	1	24200	0	0	24200	4.4898	24200	0	24200	4.4898	0	4.4898	0	0.0000	NA	NA	24200
PRABHA CHOUDHURY	ABTPA8752H	1	24235	0	0	24235	4.4963	24235	0	24235	4.4963	0	4.4963	0	0.0000	NA	NA	24235
SANGEETA JAIN	ABZPJ6235G	1	20580	0	0	20580	3.8182	20580	0	20580	3.8182	0	3.8182	0	0.0000	NA	NA	20580
KAILASH CHAND BHATIWARA	ACAPB0147M	1	19300	0	0	19300	3.5807	19300	0	19300	3.5807	0	3.5807	0	0.0000	NA	NA	19300
VIMAL KUMAR JAIN	ADFPJ9765R	1	22000	0	0	22000	4.0816	22000	0	22000	4.0816	0	4.0816	0	0.0000	NA	NA	22000
RUKMANI DEVI BHAJANKA	AFWPB1594D	1	20825	0	0	20825	3.8636	20825	0	20825	3.8636	0	3.8636	0	0.0000	NA	NA	20825
SHEETAL JAIN	AGQPJ6801J	1	22000	0	0	22000	4.0816	22000	0	22000	4.0816	0	4.0816	0	0.0000	NA	NA	22000
SUNITA DEVI MACHIWAL	AGWPM7848L	1	22000	0	0	22000	4.0816	22000	0	22000	4.0816	0	4.0816	0	0.0000	NA	NA	22000
AMIT KUMAR GINORIA	AHEPG1452F	1	20000	0	0	20000	3.7106	20000	0	20000	3.7106	0	3.7106	0	0.0000	NA	NA	20000
ANAND KUMAR KHAITAN	AJMPK7852K	1	22000	0	0	22000	4.0816	22000	0	22000	4.0816	0	4.0816	0	0.0000	NA	NA	22000
GANESH CHANDRA PAUL	AJMPP6731C	1	10100	0	0	10100	1.8738	10100	0	10100	1.8738	0	1.8738	0	0.0000	NA	NA	10100
SANTOSH KUMAR SARAOGI	ANIPS5713R	1	18600	0	0	18600	3.4508	18600	0	18600	3.4508	0	3.4508	0	0.0000	NA	NA	18600
SHIPRA JAIN	AOIPJ6345K	1	22000	0	0	22000	4.0816	22000	0	22000	4.0816	0	4.0816	0	0.0000	NA	NA	22000
RAUNAK JAIN	APOPJ7679D	1	22000	0	0	22000	4.0816	22000	0	22000	4.0816	0	4.0816	0	0.0000	NA	NA	22000
PRABHU DAYAL SHARMA	ATFPS4827D	1	20975	0	0	20975	3.8915	20975	0	20975	3.8915	0	3.8915	0	0.0000	NA	NA	20975





KAMLESH KUMAR SINGH	BDNPS0270F	1	22000	0	0	22000	4.0816	22000	0	22000	4.0816	0	4.0816	0	0.0000	NA	NA	22000
HOLDING LESS THAN 1%		68	31300	0	0	31300	5.8071	31300	0	31300	5.8071	0	5.8071	0	0.0000	NA	NA	31300
(b) NBFCs		0	0	0	0	0	0.0000	0	0	0	0.0000	0	0.0000	0	0.0000	NA	NA	0
(c) Employee		0	0	0	0	0	0.0000	0	0	0	0.0000	0	0.0000	0	0.0000	NA	NA	0
(d) Overseas		0	0	0	0	0	0.0000	0	0	0	0.0000	0	0.0000	0	0.0000	NA	NA	0
(e) Others	NA	0	0	0	0	0	0.0000	0	0	0	0.0000	0	0.0000	0	0.0000	NA	NA	0
SUB TOTAL (B)(3)		91	515900	0	0	515900	95.7143	515900	0	515900	95.7143	0	95.7143	0	0.0000	NA	NA	364115
Total Public Shareholding (B) =		91	515900	0	0	515900	95.7143	515900	0	515900	95.7143	0	95.7143	0	0.0000	NA	NA	364115



**Table IV - STATEMENT SHOWING SHAREHOLDING PATTERN OF THE NON PROMOTER - NON PUBLIC SHAREHOLDER**

Category & Name of the shareholders (I)	PAN (II)	No. of Share holders (III)	No. of fully paid up equity Share held (IV)	Partly paid-up equity Share held (V)	No.s of shares underlying Depository Receipts (VI)	Total no. shares held (VII)= (IV)+(V)+(VI)	Shareholding % calculated as per SCRR, 1957 As a % of (A+B+C 2) (VIII)	Number of Voting Rights held in each class of securities (IX)			No. of Shares Underlying Outstanding convertible securities (including Warrants) (X)	Total Shareholding, as a % assuming full conversion of convertible securities (as a % of diluted share capital) (XI)=(VII)+(X) As a % of (A+B+C 2)	Number of Locked in shares (XII)		Number of Shares pledged or otherwise encumbered (XIII)		Number of equity shares held in dematerialized form (XIV)	
								No of Voting Rights					Total as a % of (A+B+C)	No. (a)	As a % of total shares held (b)	No. (Not applicable) (a)		As a % of total shares held (Not applicable) (b)
								Class Equity	Class Other	Total								
1	Custodian/DR Holder																	
		0	0	0	0	0	0.0000	0	0	0	0.0000	0	0.0000	0	0.0000	NA	NA	0
2	Employee Benefit Trust (under SEBI (Share based Employee Benefit) Regulations, 2014)																	
		0	0	0	0	0	0.0000	0	0	0	0.0000	0	0.0000	0	0.0000	NA	NA	0
	Total Non Promoter-Non Public Shareholding (C)=(C)(1)+(C)(2)	0	0	0	0	0	0.0000	0	0	0	0.0000	0	0.0000	0	0.0000	NA	NA	0

